

# Curtin Open Knowledge Initiative & Open Access in Australasia

Chun-Kai (Karl) Huang  
karl.huang@curtin.edu.au  
*Curtin Open Knowledge Initiative, Curtin University*

CAUL Research Repositories Community Event 2019, Sydney, 28 October 2019

Slides @ <https://links.observatory.academy/dashboards/CAUL-Presentation>

# Introduction

- What is COKI?
- Why this project?
- Why now?

Slides @ <https://links.observatory.academy/dashboards/CAUL-Presentation>

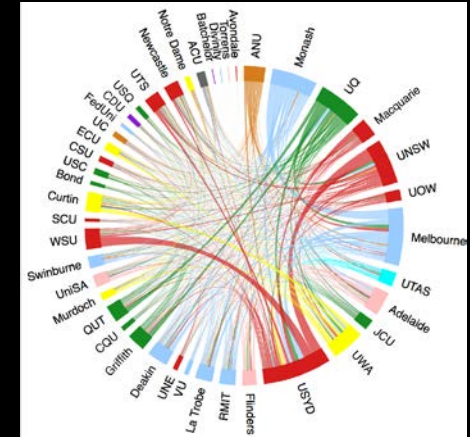
# What we've done



13 trillion+ pieces of data  
in a database for analysis



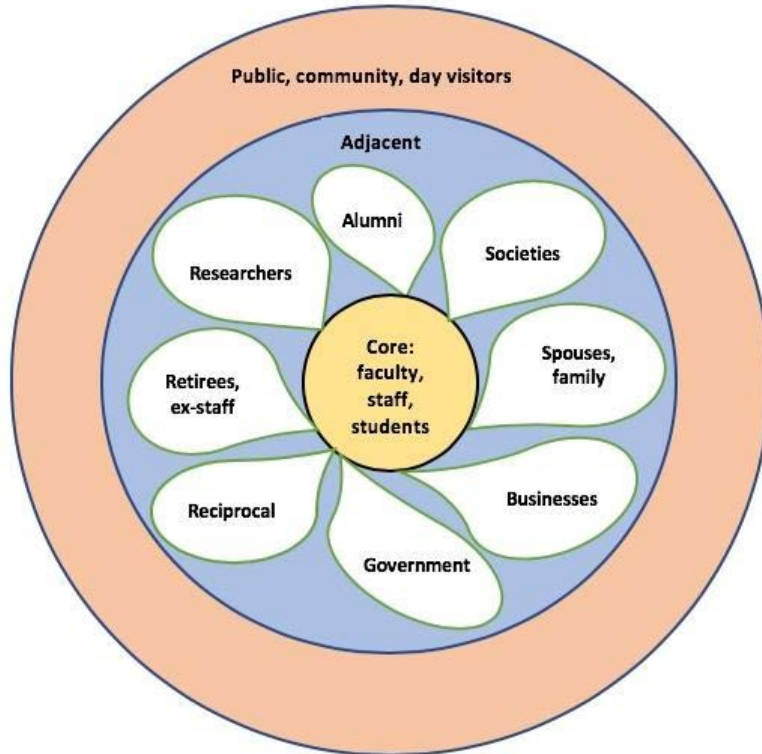
International  
collaboration with  
OK leaders



Seeking to be world's leading  
hub for analysis and  
evaluation of OK applications  
& practices in HE

COKI is more than open access...

# Libraries and an 'Open Campus'

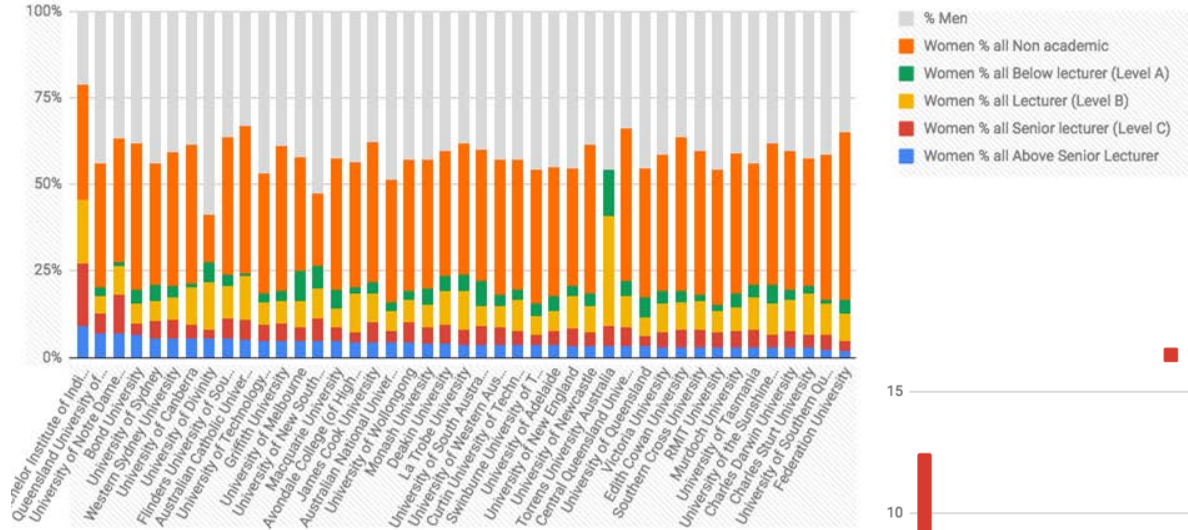


- Library access policies and practices
- Limited co-ordination between OA and physical access policies

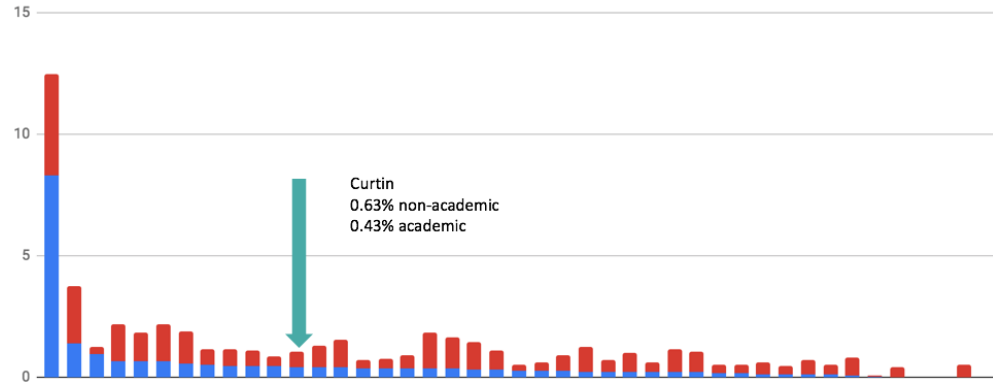
Full article: Wilson et al. (2019). Access to academic libraries: an indicator of openness? *Information Research*, 24(1): paper 809. <http://informationr.net/ir/24-1/paper809.html>

# Who gets to make knowledge in Australia?

2017 % Women university staff by classification; % men



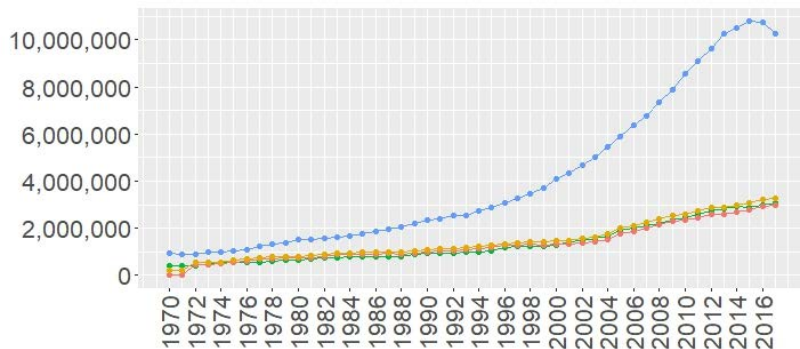
% indigenous non-academic % indigenous academic



Collecting data on open access...

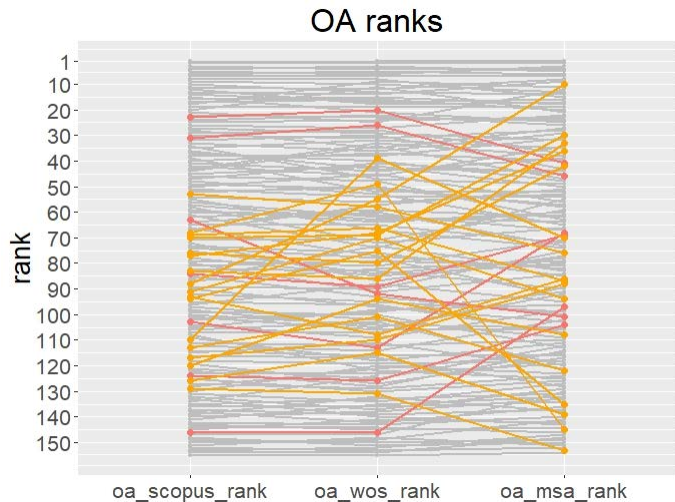
# Issues with selecting a single source

Object count  
in all sources

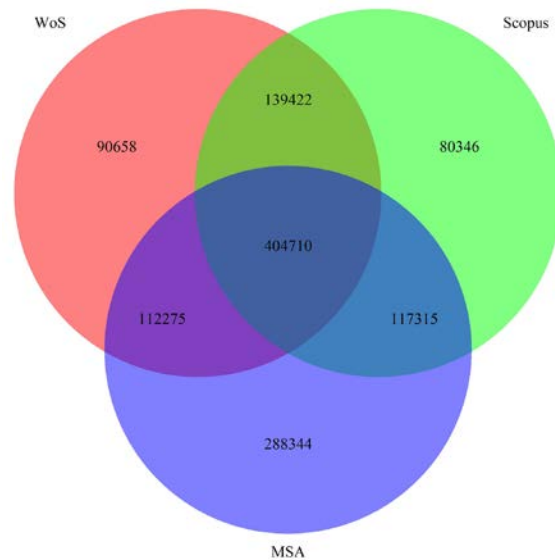


msa  
scopus  
wos\_all  
wos\_core

15 universities

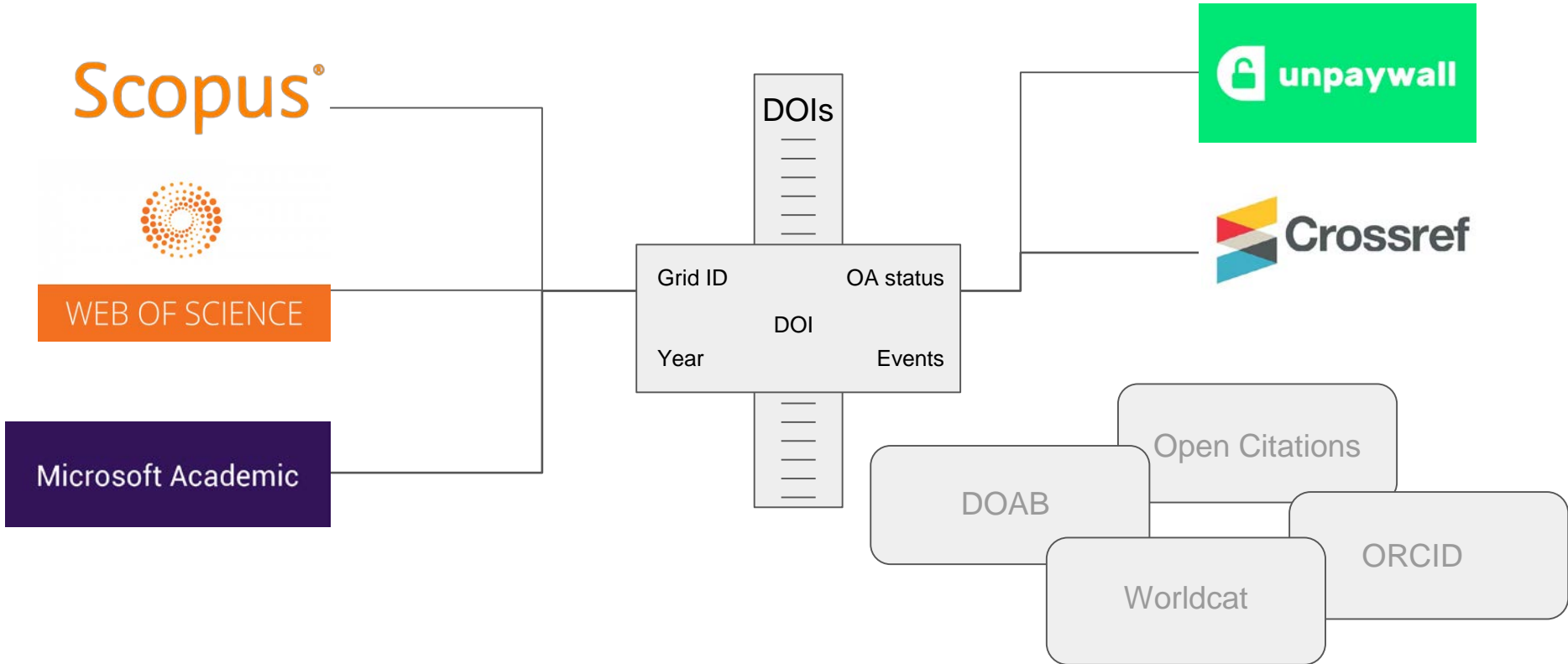


For 155  
universities

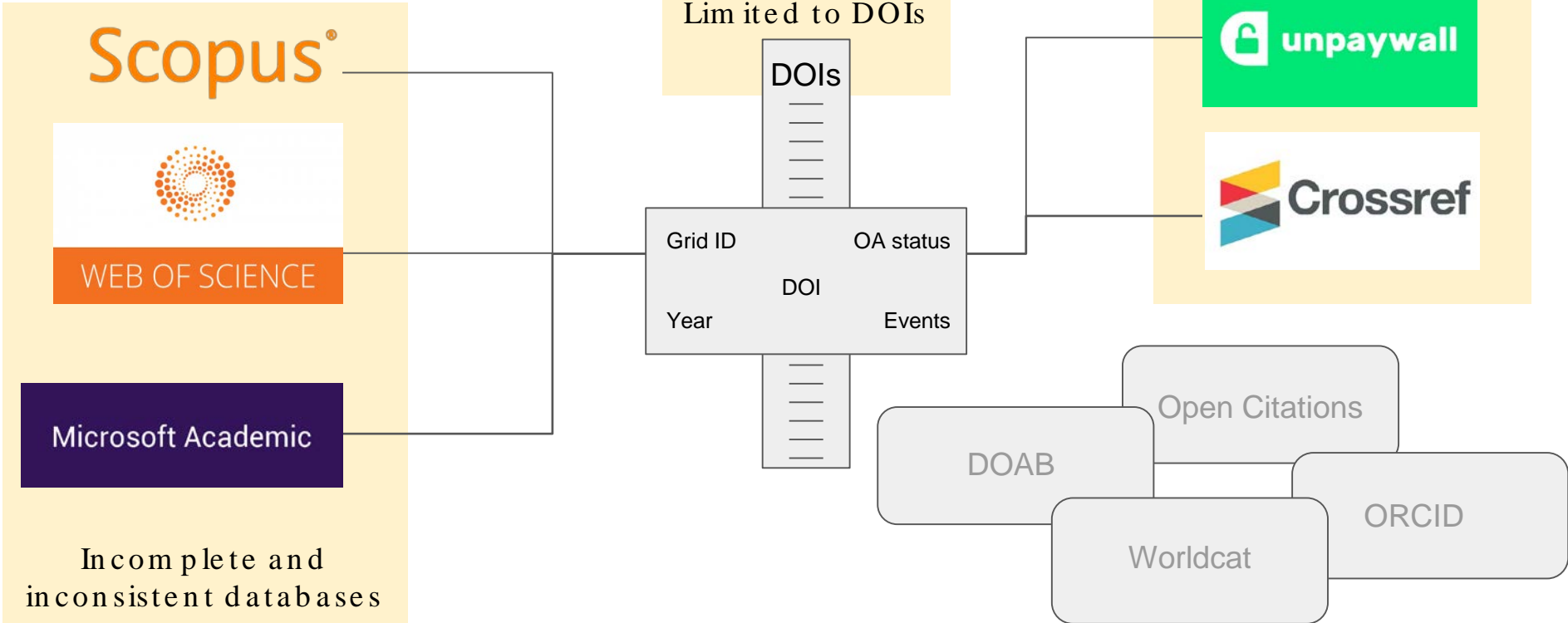




# Methodology

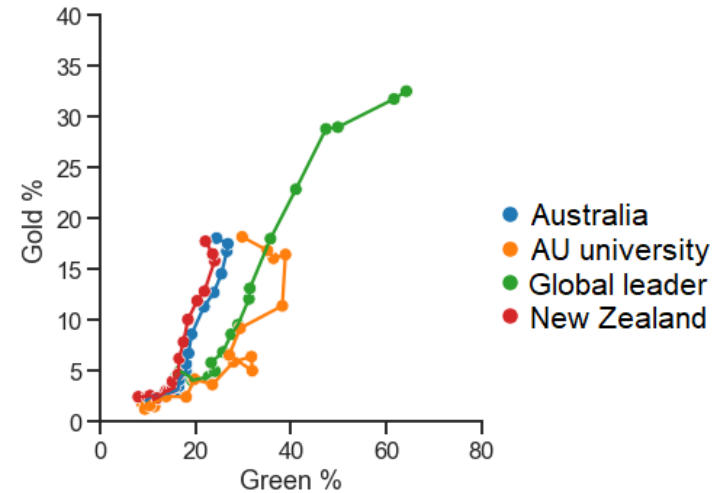
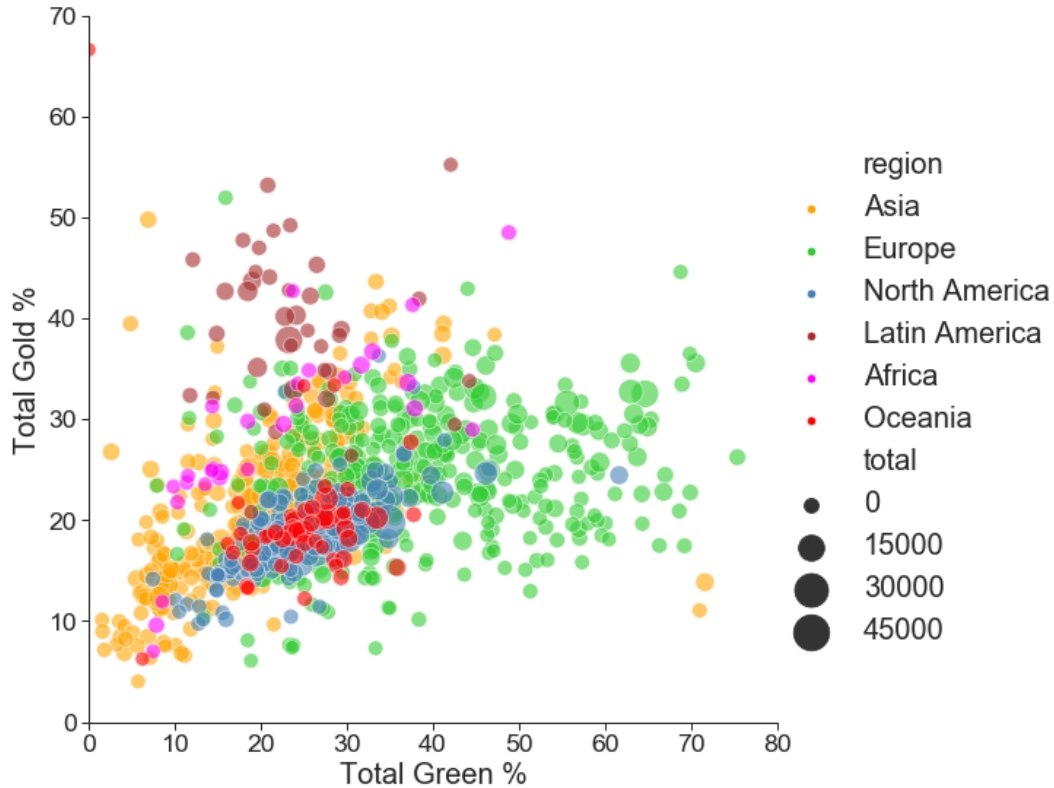


# Methodology



What can we do with the data?

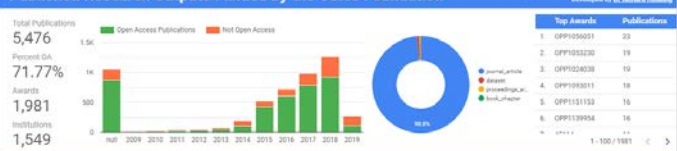
# Outline of results on OA



# Dashboard...

[https://datastudio.google.com/u/0/reporting/1SwK-IhpzP7BYVMK9mo7g2Rcpvub\\_0ROI/page/2upw](https://datastudio.google.com/u/0/reporting/1SwK-IhpzP7BYVMK9mo7g2Rcpvub_0ROI/page/2upw)

## Published Research Outputs Funded by the Gates Foundation



### Top Awards

Award	Publications
1. GPP1909051	23
2. GPP1902030	19
3. GPP1902030	10
4. GPP1909011	16
5. GPP1911033	16
6. GPP1909054	16

### By OA / Outputs / Citations / Average Citations

Year	Published	Outputs	Citations	Average Citations	Open Access	Outputs	Citations	Average Citations	Open Access	Outputs	Citations	Average Citations
2009	2	231	6483	8.17	2	133	1.11	1,080	8,818	3.84		
2010	11	352	1133	12.6	5	63	12.6	7	299	42.71		
2011	18	764	4244	42.44	17	939	33.24	35	1,703	48.66		
2012	29	1,906	26,98	26.98	15	411	27.4	44	2,317	55.17		
2013	30	1,292	2845	28.45	26	694	27.76	76	1,944	28.2		
2014	107	2,865	26,28	26.28	86	1,290	17.67	167	3,875	22.86		
2015	423	6,720	26,64	26.64	92	1,921	21.34	515	12,838	25.79		
2016	962	12,720	16,17	16.17	114	977	8.8	714	9,799	14.91		
2017	786	9,321	9.3	9.3	194	1,191	5.32	969	7,709	8.89		
2018	586	2,435	2.99	2.99	236	937	3	1,281	3,392	2.99		
2019	109	181	0.68	0.68	156	99	0.68	265	350	0.8		
<b>Grand total</b>	<b>3,900</b>	<b>26,845</b>	<b>11.15</b>	<b>11.15</b>	<b>1,234</b>	<b>6,056</b>	<b>8.15</b>	<b>5,164</b>	<b>48,891</b>	<b>10.44</b>		

### Geographical Breakdown of Institutions Supported



Institution	Publications
1. University of London	421
2. Johns Hopkins University	354
3. University of Washington	290
4. Harvard University	263
5. University of Oxford	252
6. Imperial College London	188
7. World Health Organization - Pakistan	161
8. University of California, San Francisco	175
9. National Institutes of Health	148
10. Centers for Disease Control and Prevention	140
11. Bill & Melinda Gates Foundation	133
12. University of the Witwatersrand	130

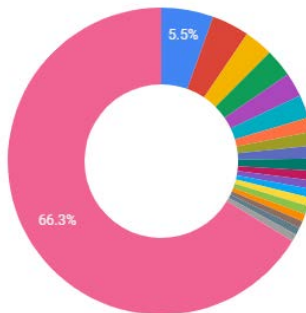
### Open Access Breakdown

Category	Count	Percentage
Open Access	3,900	71.77%
Gold Open Access	1,234	31.64%
Green Open Access	6,056	111.5%
Bronze Open Access	1,234	22.5%
Hybrid Open Access	1,234	22.5%



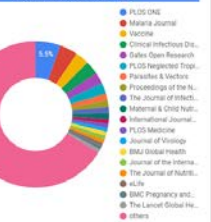
Legend: Blue (Open Access), Yellow (Gold Open Access), Green (Green Open Access), Orange (Bronze Open Access), Purple (Hybrid Open Access)

## Breakdown of Publication Venues



- PLOS ONE
- Malaria Journal
- Vaccine
- Clinical Infectious Dis...
- Gates Open Research
- PLOS Neglected Tropi...
- Parasites & Vectors
- Proceedings of the N...
- The Journal of Infecti...
- Maternal & Child Nutr...
- International Journal...
- PLOS Medicine
- Journal of Virology
- BMJ Global Health
- Journal of the Interna...
- The Journal of Nutriti...
- eLife
- BMC Pregnancy and...
- The Lancet Global He...
- others

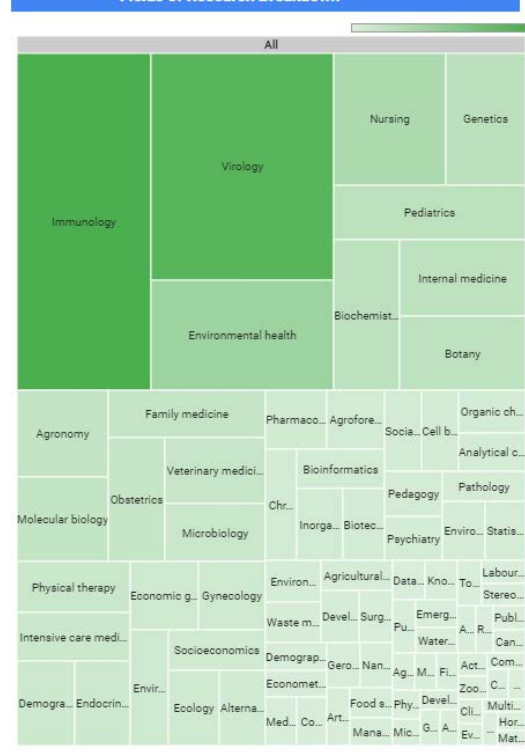
### Breakdown of Publication Venues



### Fields of Research Breakdown



## Fields of Research Breakdown



# Where to from here?

Quality assurance and coalition building

Invite Australian libraries to review their own data

Developing a national data resource

Sustainability

## Further links to COKI's work:

- Huang C-K, Neylon C, Brookes-Kenworthy C, Hosking R, Montgomery L, Wilson K, Ozaygen A (2019a) Comparison of bibliographic data sources: Implications for the robustness of university rankings. *bioRxiv preprint*. <https://doi.org/10.1101/750075>
- Montgomery L, Hartley J, Neylon C, Gillies M, Gray E, Herrmann-Pillath C, Huang C-K, Leach J, Potts J, Ren X, Skinner K, Sugimoto CR, Wilson K (2018) *Open knowledge institutions: Reinventing universities*. MIT Press Work in Progress. <https://wip.mitpress.mit.edu/oki>
- Montgomery L, Neylon C, Hosking R, Huang C-K, Ozaygen A, Wilson K (2019) Universities and knowledge sharing: Evaluating progress to openness at the institutional level. *ELPUB 2019 Conference Proceedings*. <https://elpub.episciences.org/5531>
- Selten F, Neylon C, Huang C-K, Groth P (2019) A longitudinal analysis of university rankings. *arXiv preprint*. <https://arxiv.org/abs/1908.10632v2>
- Wilson K, Neylon C, Montgomery L, Huang C-K (2019). Access to academic libraries: an indicator of openness? *Information Research*, 24(1): paper 809. <http://informationr.net/ir/24-1/paper809.html>



To sign-up for access to the dashboard:

<https://links.observatory.academy/forms/CAUL-Dashboard-Signup>

Thank you ~

karl.huang@curtin.edu.au