

Liberating information delivery



ScholarlyStats: The Usage Statistics Portal

CEIRC Forum on Usage Statistics, August 2008



palgrave
macmillan






The Value of Usage Statistics

Usage stats are a key decision making tool and becoming more important

- To measure value for money (cost per click)
- To inform purchase decisions
- To justify budgets to university
- To charge back to faculties
- To identify training issues
- To understand user behaviour and trends





Current Challenges for Librarians

- Large number of vendor sites with very different, and at times confusing, interfaces
- Some COUNTER publishers are not COUNTER compliant
- Some data not timely (need to keep trying)
- Inconsistent formatting options across vendors
- Regular changes to vendor interfaces
- Report terminology varies
- Merging data together is a “nightmare”
- Rinse and Repeat – every month
- Consortia counting

“I am currently battling with usage statistics. Many person hours will be spent putting these figures into a useful form later on this year; time which could be well spent on other jobs.”
Sally Runsey, LSE, UK

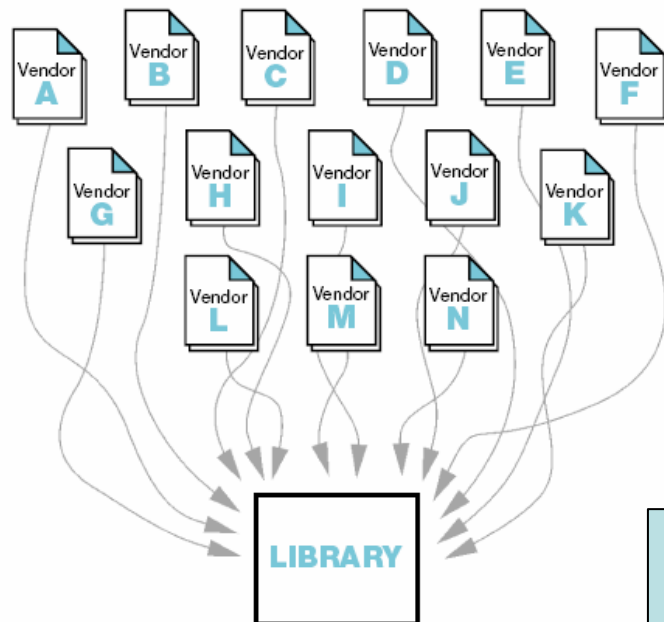
“There are just so many formats, so many interfaces, so many ways to read reports.”

***Helen Brownlie,
University of Otago, New Zealand***

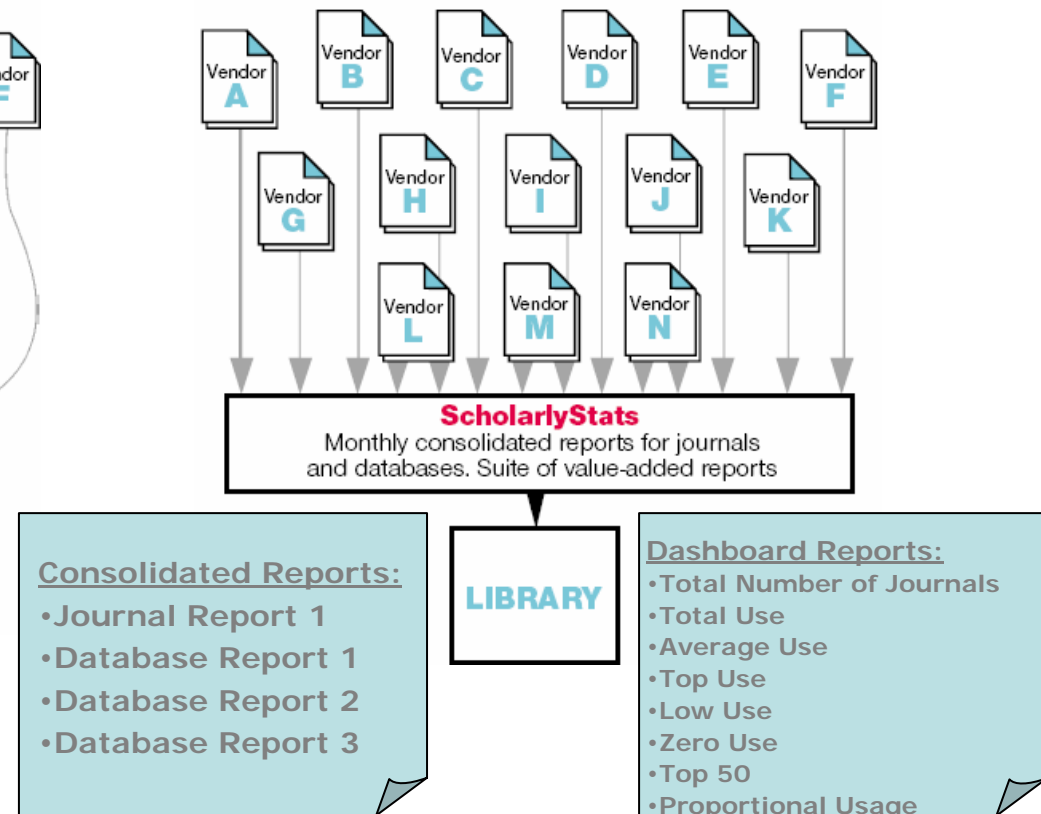


Collection and Consolidation taken care of

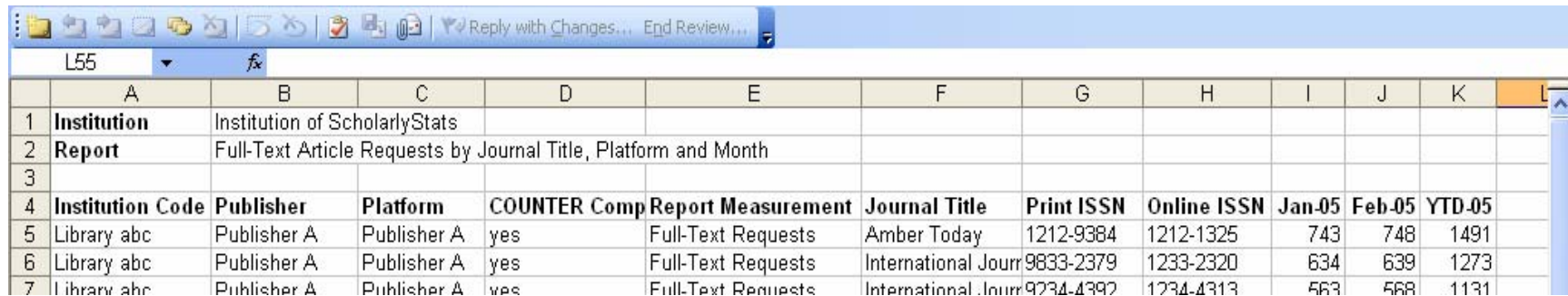
The Problem



The Solution




Neutralising the Collected Reports



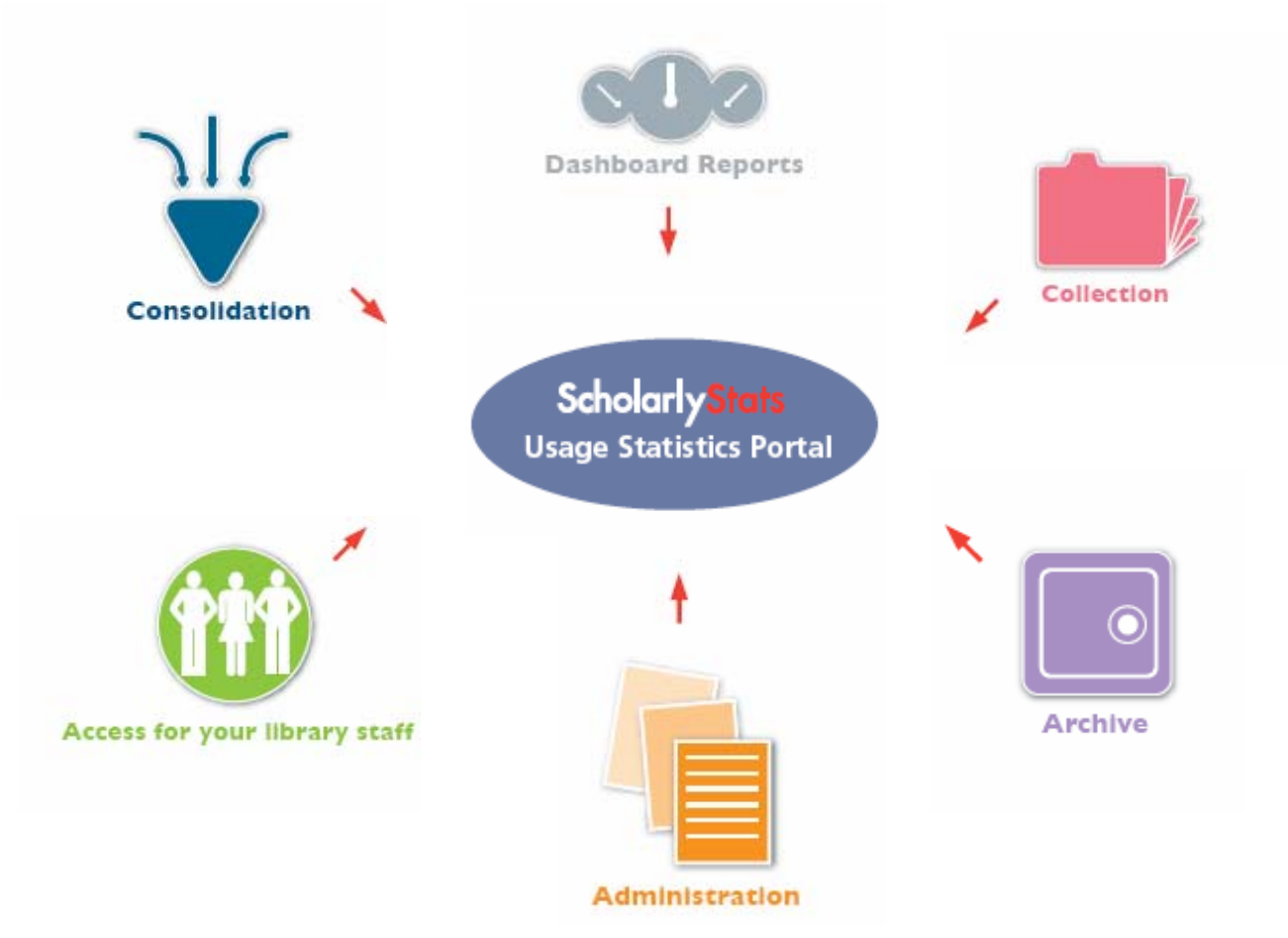
	A	B	C	D	E	F	G	H	I	J	K	L
1	Institution	Institution of ScholarlyStats										
2	Report	Full-Text Article Requests by Journal Title, Platform and Month										
3												
4	Institution Code	Publisher	Platform	COUNTER Comp	Report Measurement	Journal Title	Print ISSN	Online ISSN	Jan-05	Feb-05	YTD-05	
5	Library abc	Publisher A	Publisher A	yes	Full-Text Requests	Amber Today	1212-9384	1212-1325	743	748	1491	
6	Library abc	Publisher A	Publisher A	yes	Full-Text Requests	International Jour	9833-2379	1233-2320	634	639	1273	
7	Library abc	Publisher A	Publisher A	yes	Full-Text Requests	International Jour	9234-4392	1234-4313	563	568	1131	

- Standardises column formatting
- Inserts Publisher and Platform information for all vendors
- Mapping publisher details for aggregator reports
- Provides additional information of COUNTER compliancy status
- Standardises monthly statistics formatting
- Standardises cells with missing information
- Provides the maximum number of months for the most up to date analysis of journal and database usage





All your usage data in one place



Easy access to your statistics

The screenshot shows the ScholarlyStats website interface within a Microsoft Internet Explorer browser window. The browser's address bar displays the URL <http://10.254.255.9/scholarlystats/>. The website header includes the title "Simplifying Statistics..." and the "ScholarlyStats From MPS TECHNOLOGIES" logo. A navigation menu contains links for Home, About ScholarlyStats, Subscribe, About MPS, Contact Us, and Help. The main content area is titled "Home" and includes a welcome message for a "Guest User" dated Thursday, October 06, 2006. The page features three primary sections: "Existing User Log-in" with a form for username (usagestats) and password, and a "Login" button; "New User Activation" with an "Activate Account" button and a link to "Activation Help"; and "ScholarlyStats Overview" with a list of benefits and a "More Information" button. A testimonial from Helen Brownlie of the University of Otago is featured in an "Information" box, along with an "Email Newsletter" sign-up link. The footer of the website includes the copyright notice "© MPS Technologies".



Easy access to your statistics

ScholarlyStats - Microsoft Internet Explorer

File Edit View Favorites Tools Help

Back Forward Stop Home Search Favorites Refresh Print Mail Wordpad Notepad Explorer

Address <http://10.254.255.9/scholarlystats/> Go Links

Simplifying Statistics... ScholarlyStats From MPS TECHNOLOGIES

Home Reports Admin Update Account About ScholarlyStats About MPS Contact Us Help Logout

Welcome: **John Smith, Test University** Thursday, October 06, 2005
You are at: Home

Home

Welcome to ScholarlyStats. Please click on the [Reports](#) button below to view your latest ScholarlyStats reports. Your library's next set of reports will be available on the 15th of the month. To update your password, email address or security code, click [Update Account](#)

Reports View your latest reports, archived reports and source reports.

Admin Enter or Modify your Vendor Access Details, to review your library account details or to create additional user accounts.

Update Account Change your Email, Password or Security Code word.

Information

“All in one place? - I like the sound of that... I really loved the format of the MPS consolidated journal report. I was able to pull up the same journal names and compare and contrast their usage across vendors.”

Helen Brownlie
University of Otago, New Zealand

Email Newsletter

[Sign Up for ScholarlyStats Newsletter](#)

© MPS Technologies



Easy access to your statistics

ScholarlyStats - Microsoft Internet Explorer

File Edit View Favorites Tools Help

Back Forward Stop Home Search Favorites Refresh Print Mail New Tab

Address <http://10.254.255.9/scholarlystats/> Go Links >>

Simplifying Statistics... **ScholarlyStats**
From MPS TECHNOLOGIES

Home Reports Admin Update Account About ScholarlyStats About MPS Contact Us Help Logout

Welcome: **John Smith, Test University** Thursday, October 06, 2005
You are at: [Home](#) > Reports

Reports

Welcome to the ScholarlyStats Reports Page. Please select the report you require.

- Latest Reports** View your library's latest ScholarlyStats usage reports
- Archived Reports** An archive of your library's ScholarlyStats usage reports from previous months
- Source Reports** An archive of your library's raw usage reports - exactly as they were collected from your vendors

© MPS Technologies



Easy access to your statistics

ScholarlyStats - Microsoft Internet Explorer

File Edit View Favorites Tools Help

030

	A	B	C	D	E	F	G	H	I	J
1	Institution	Institution of ScholarlyStats								
2	Report	Full-Text Article Requests by Journal Title, Platform and Month								
3										
4	Institution Code	Publisher	Platform	COUNTER Comp	Report Measurement	Journal Title	Print ISSN	Online ISSN	Jan-05	Feb-05
5	Library abc	Publisher A	Publisher A	yes	Full-Text Requests	Amber Today	1212-9384	1212-1325	743	748
6	Library abc	Publisher A	Publisher A	yes	Full-Text Requests	International Journ	9833-2379	1233-2320	634	639
7	Library abc	Publisher A	Publisher A	yes	Full-Text Requests	International Journ	9234-4392	1234-4313	563	568
8	Library abc	Publisher A	Publisher A	yes	Full-Text Requests	Journal of Black	0394-0984	0314-0125	378	383
9	Library abc	Publisher A	Publisher A	yes	Full-Text Requests	Journal of Blue	3094-2833	3014-2234	298	303
10	Library abc	Publisher A	Publisher A	yes	Full-Text Requests	Journal of Green	9483-2938	1423-2131	198	203
11	Library abc	Publisher A	Publisher A	yes	Full-Text Requests	Journal of Maroon	9823-9847	1223-1242	178	183
12	Library abc	Publisher A	Publisher A	yes	Full-Text Requests	Journal of Orange	1233-1232	1233-1233	175	180
13	Library abc	Publisher A	Publisher A	yes	Full-Text Requests	Journal of Purple	9387-3987	1327-3122	167	172
14	Library abc	Publisher A	Publisher A	yes	Full-Text Requests	Journal of Red	9873-3984	1273-3125	136	141
15	Library abc	Publisher A	Publisher A	yes	Full-Text Requests	Journal of Silver	9837-9832	1237-1233	126	131
16	Library abc	Publisher A	Publisher A	yes	Full-Text Requests	Journal of Turquoi	9834-2398	1234-2311	109	114
17	Library abc	Publisher A	Publisher A	yes	Full-Text Requests	Journal of White	9847-0984	1247-0125	34	39
18	Library abc	Publisher A	Publisher A	yes	Full-Text Requests	Scientific Journal	9872-0981	1272-0122	28	33
19	Library abc	Publisher A	Publisher A	yes	Full-Text Requests	Scientific Journal	6574-3948	6574-3141	25	30
20	Library abc	Society of G Pu	Platform B	yes	Full-Text Requests	The Grey	8734-9822	2823-8943	237	245
21	Library abc	Publisher A	Platform B	yes	Full-Text Requests	Journal of Orange	1233-1232	1233-1233	217	225
22	Library abc	Publisher A	Platform B	yes	Full-Text Requests	Journal of Purple	9387-3987	1327-3122	201	209
23	Library abc	Publisher A	Platform B	yes	Full-Text Requests	Journal of Red	9873-3984	1273-3125	156	164

Dashboard reports 2 Total Number of Requests by Month and Platform

Dashboard reports 3 Average Use Per Title by Platform and Month


Dashboard reports 4 Top 10 Journals by Platform, Year to Date

Dashboard reports 5 Low Use Journals, Year to Date

© MPS Technologies

Done Internet





Consolidated Reports for cross-platform comparison

- **Consolidated Journal Report 1**

Full-text article requests by Journal Title, Platform and Month

- **Consolidated Database Report 1**

Searches and Sessions by Month and Database

- **Consolidated Database Report 2**

Turnaways by Month and Service

- **Consolidated Database Report 3**

Searches and Sessions by Month and Service





Dashboard Report 1 – number of titles by platform


- A Dashboard Report to provide summary information of journal usage at a library.
- For each platform, the total number of journals recorded in their latest usage report are recorded in Column B.

	A	B	C	D	E	F	G	H
1	Institution	University of ScholarlyStats						
2	Report Title	Number of Titles by Platform						
3	Report Description	The number of titles in your latest Journal Usage Report						
4								
5	Platform	Total for 2005						
6	Publisher A	34						
7	Vendor B	800						
8	Platform C	1950						
9	Gateway D	197						
10	Aggregator E	2742						
11								
12								
13								
14								
15								

Benefits

- Quickly review the number of titles per Platform in the latest journal usage reports provided by your vendors.
- Review the vendors ScholarlyStats are collecting and consolidating from for your usage reports.





Dashboard Report 2 – total requests by platform

- A Dashboard Report to provide summary information of journal usage at a library.
- For each month the total usage across all journal by Platform is provided.

	A	B	C	D	E	F	G	H	I	J	K	L
1	Institution	University of ScholarlyStats										
2	Report Title	Number of Full-Text Article Requests by Platform										
3	Report Description	The total number of Full-Text Article Requests in the Journal Usage Reprorts provided by vendors by Month										
4												
5	Platform	Jan-05	Feb-05	Mar-05	YTD-05							
6	Publisher A	320	322	396	1038							
7	Vendor B	3512	4196	6996	14704							
8	Platform C	9637	13132	13934	36703							
9	Gateway D	5513	8879	7350	21742							
10	Aggregator E	3505	4364	5211	13080							
11												
12												
13												
14												
15												
16												
17												

Benefits

- A high-level summary of journal usage at your library for the current year
- Review total Platform journal usage for your library over the current year
- Compare total journal usage across Platforms





Dashboard Report 3 – average use by platform


- A Dashboard Report to provide summary information of journal usage at a library.
- Total usage by Platform over the total number of titles by Platform, provides an average number of Full-Text article requests by Platform

	A	B	C	D	E	F	G	H
1	Institution	University of ScholarlyStats						
2	Report Title	Average Use By Platform						
3	Report Description	The average use per title for each Platform by Month						
4								
5	Platform	Jan-05	Feb-05	Mar-05	YTD-05			
6	Publisher A	9	9	14	11			
7	Vendor B	4	5	8	6			
8	Platform C	4	6	7	6			
9	Gateway D	27	45	37	36			
10	Aggregator E	1	1	1	1			
11								
12								
13								
14								
15								

Benefits

- A quick summary of your average journal use by Platform between all journals detailed in your Journal Reports
- Enables institution's to compare usage across Platforms
- Assists budgeting decisions and identification of training issues





Dashboard Report 4 – top 10 journals by platform

- A Dashboard Report to provide summary information of journal usage at a library.
- For each Platform, the top 10 journal titles based on the cumulative year-to-date total use.

	A	B	C	D	E	F	G	H
1	Institution	University of ScholarlyStats						
2	Report Title	Top Use Journals by Platform YTD-05						
3	Report Description	Top Ten Journals by Platform for YTD-05						
4								
5	Platform	Journal Title	Print ISSN	Online ISSN	YTD-05			
6	Publisher A	Journal of abc	1232-4534	2308-2349	804			
7	Publisher A	Journal of def	1230-4384	3928-3484	202			
8	Publisher A	Journal of ghi	9349-2438	3984-2384	142			
9	Publisher A	Journal of jkl	8947-3432	2309-4093	131			
10	Publisher A	Journal of mno	8903-2394	2309-1343	126			
11	Publisher A	Journal of pqr	0349-9034	3409-2394	79			
12	Publisher A	Journal of stu	2384-8493	3094-2348	68			
13	Publisher A	Journal of vwx	4309-2934	4309-2340	52			
14	Publisher A	Journal of yz	2304-4389	4039-2349	38			
15	Vendor B	Journal of 123	4983-2493	4039-0431	7648			
16	Vendor R	Journal of 456	0439-2384	0349-2390	1981			

Benefits

- A quick over view of the top journals used by your library for each vendor.
- Allows you to see changes to the top journal list over a year with an archive of previous top 10 reports



Dashboard Report 5 – low usage journals

- A Dashboard Report to provide summary information of journal usage at a library.
- All journal titles by Platform, with 10 full-text article requests and fewer within the current year, to summarise low-use journals.

	A	B	C	D	E	F	G	H
1	Institution	University of ScholarlyStats						
2	Report Title	Low Usage Journals Report						
3	Report Description	YTD report of all journals with 10 full-text article requests and below by Platform						
4								
5	Platform	Journal Title	Print ISSN	Online ISSN	YTD-05			
6	Publisher A	Journal of zyx	1232-4534	2308-2349	9			
7	Publisher A	Journal of wvu	1230-4384	3928-3484	5			
8	Publisher A	Journal of tsr	9349-2438	3984-2384	2			
9	Publisher A	Journal of qpo	8947-3432	2309-4093	2			
10	Publisher A	Journal of nml	8903-2394	2309-1343	1			
11	Publisher A	Journal of kji	0349-9034	3409-2394	1			
12	Publisher A	Journal of hgf	2384-8493	3094-2348	0			
13	Publisher A	Journal of edc	4309-2934	4309-2340	0			
14	Publisher A	Journal of ab	2304-4389	4039-2349	0			
15	Vendor B	Journal of 987	4983-2493	4039-0431	10			
16	Vendor B	Journal of 654	0439-2384	0349-2390	8			
17	Vendor B	Journal of 321	2094-4309	4301-0129	7			

Benefits

- Enables libraries to monitor low use journals at your institution.
- Provides easy analysis of low usage for each of your vendors throughout the year





Dashboard Report 6 – zero usage journals

- A Dashboard Report to provide summary information of journal usage at a library.
- All journal titles by Platform with zero usage in the current year.

	A	B	C	D	E	F	G	H
1	Institution	University of ScholarlyStats						
2	Report Title	Zero Usage Journal Report						
3	Report Description	YTD Report of all journals with zero full-text article requests by Platform						
4								
5	Platform	Journal Title	Print ISSN	Online ISSN	YTD-05			
6	Publisher A	Journal of Green	1232-4534	2308-2349	0			
7	Publisher A	Journal of Yellow	1230-4384	3928-3484	0			
8	Publisher A	Journal of Purple	9349-2438	3984-2384	0			
9	Publisher A	Journal of Blue	8947-3432	2309-4093	0			
10	Publisher A	Journal of Red	8903-2394	2309-1343	0			
11	Publisher A	Journal of Grey	0349-9034	3409-2394	0			
12	Publisher A	Journal of Orange	2384-8493	3094-2348	0			
13	Publisher A	Journal of Navy	4309-2934	4309-2340	0			
14	Publisher A	Journal of White	2304-4389	4039-2349	0			
15	Vendor B	Journal of Gold	4983-2493	4039-0431	0			
16	Vendor B	Journal of Black	0439-2384	0349-2390	0			
17	Vendor B	Journal of Silver	2094-4309	4301-0129	0			

Benefits

- Easily review all of your library's zero use journals in the current year.
- Provides real evidence of journals that have not been used within your library to assist budgeting decisions, or to identify training issues.
- Identify online access issues.



Dashboard 7: Low Usage (excluding zero's)

1	Institution	University of ScholarlyStats Library			
2	Report Title	Low Usage Journals (excluding zeros)			
3	Report Description	Low use journal titles with 1 - 10 full-text article request (no zero use journal titles incl			
4					
5	Platform	Journal Title	Print ISSN	Online ISSN	YTD-07
6	Aggregator D	Amber Today	0084-0173	1111-0000	10
7	Aggregator D	International Journal of Blue	1400-0350	1110-0001	8
8	Aggregator D	International Journal of Brown	1082-6467	1555-0011	7
9	Aggregator D	Journal of Blue	0097-3157	1456-1000	6
10	Aggregator D	Journal of Blue	0005-3155	1118-9901	5
11	Aggregator D	Journal of Green	0733-1347	9990-8871	4
12	Aggregator D	Journal of Maroon	1533-6085	1187-9977	3
13	Aggregator D	Journal of Orange	0022-8567	111X-8888	2
14	Aggregator D	Journal of Purple	0028-7199	9877-999X	2
15	Aggregator D	Journal of Red	8756-7016	8756-7016	1
16	Aggregator D	The Grey	1550-3585	1550-3631	1
17	Gateway C	Journal of Orange	1436-5693	1439-0280	8
18	Gateway C	Journal of Purple	0309-7013	1467-8349	7
19	Gateway C	Journal of Red	1743-7555	1743-7563	6
20	Gateway C	Black Journal	1541-4337	1541-4337	5
21	Gateway C	Social Red Journal	0265-0215	1365-2346	4
22	Gateway C	Journal of Ruby	0903-1936	1399-3003	3
23	Gateway C	Journal of Emerald	1743-8586	1743-8594	2
24	Gateway C	Journal of Sapphire	0015-8003	1439-0337	2

Benefits

- Easily review low usage journals in the current year.
- Provides evidence of low use journals to assist budgeting decisions, and/or to identify training issues.
- Identify online access issues.



Dashboard 8: Top 50 Journals Across Platforms

Platform	Journal Title	Print ISSN	Online ISSN	Jan-07	YTD-07
Aggregator D	Amber Today	"1476-4687	"0028-0836	4091	4091
Aggregator D	International Journal of Blue	"0036-8075	"1095-9203	3017	3017
Aggregator D	International Journal of Brown	"0028-4793	"1533-4406	2933	2933
Aggregator D	Journal of Black	"0002-7863	"1520-5126	2881	2881
Aggregator D	Journal of Blue	"1111-0001	"00XX-11XX	2384	2384
Aggregator D	Journal of Green	"1110-0000	"1110-9999	1628	1628
Aggregator D	Journal of Maroon	"999660	"0101-0X0X	1303	1303
Aggregator D	Journal of Orange	"0001-0000	"1111-0XX0	1235	1235
Aggregator D	Journal of Purple	"1523-7060	"1523-7052	1204	1204
Aggregator D	Journal of Red	"0022-3263	"1520-6904	1202	1202
Gateway C	The Grey	"1433-7851	"1521-3773	1131	1131
Gateway C	Journal of Orange	"0022-1767	"1550-6606	1119	1119
Gateway C	Journal of Purple	"1111-1111	"0029-6570	1065	1065
Gateway C	Journal of Red	"0140-6736	"0011-XX11	1029	1029

Benefits

- Displays Top Journals utilized by your library with monthly and Year to Date full text usage.



Dashboard 9: Proportional Usage of Journals

Publisher	Platform	Journal Title	Print ISSN	Online ISSN	YTD-07	Proportion of the whole	Cumulative Proportion	Index
Publisher A	Publisher A	Amber Today	*3624331	*1111-0001	1490	4.31%	4.31%	100
Publisher A	Publisher A	International Journal of Blue	*999660	*1110-0011	1143	3.30%	7.61%	77
Publisher A	Publisher A	International Journal of Brown	*130613	*2220-0022	1092	3.16%	10.77%	73
Publisher A	Publisher A	Journal of Black	*157120	*1222-0122	1074	3.10%	13.87%	72
Publisher A	Publisher A	Journal of Blue	*130611X	*1333-0033	980	2.83%	16.70%	66
Publisher A	Publisher A	Journal of Green	no data	*1434-0450	845	2.44%	19.15%	57
Publisher A	Publisher A	Journal of Maroon	*157120X	*2222-8820	838	2.42%	21.57%	56
Publisher A	Publisher A	Journal of Orange	*1211-1910	*3333-2323	753	2.18%	23.75%	51
Publisher A	Publisher A	Journal of Purple	*1617-9101	*1212-2121	671	1.94%	25.69%	45
Publisher A	Publisher A	Journal of Red	*8856540	*1331-1113	597	1.73%	27.41%	40
Publisher A	Publisher A	The Grey	*1221-1190	*2322-3453	573	1.66%	29.07%	38
Publisher A	Publisher A	Journal of Orange	*362433X	*2322-1111	532	1.54%	30.61%	36
Publisher A	Publisher A	Journal of Purple	*0043-8871	*1088-3338	509	1.47%	32.08%	34
Publisher A	Publisher A	Journal of Red	*157228	*XXXX-111X	498	1.44%	33.52%	33
Publisher A	Publisher A	Black Journal	*1045-5738	*1088-3214	487	1.41%	34.92%	33
Society of G Publishers	Platform B	Social Red Journal	*4583035	*000X-122X	449	1.30%	36.22%	30

Benefits

- Identifies proportional usage of journal titles across the collection.



The Benefits



Save time collecting and organising reports



Reduce the real cost of managing statistics



Easy to use tools and reports to inform
decision making




Clear and consistent reporting formats



Greater insight into how users access





Next Steps

Please contact:

Tamara Joyner
Manager, Online STM & Reference
tamara.joyner@macmillan.com.au
+61 (0)3 9825 1160

Visit the website at
www.scholarlystats.com

